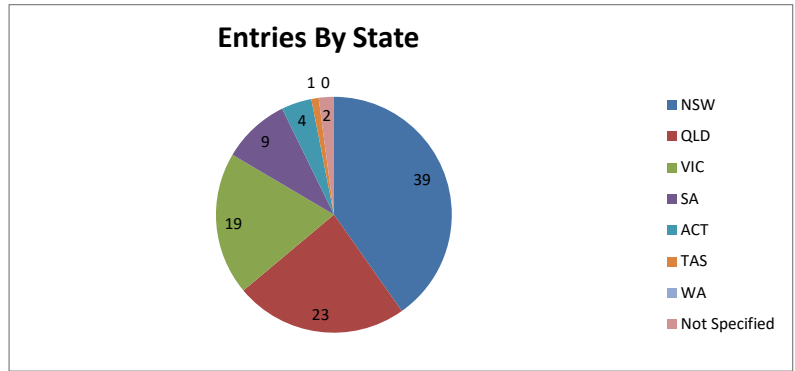


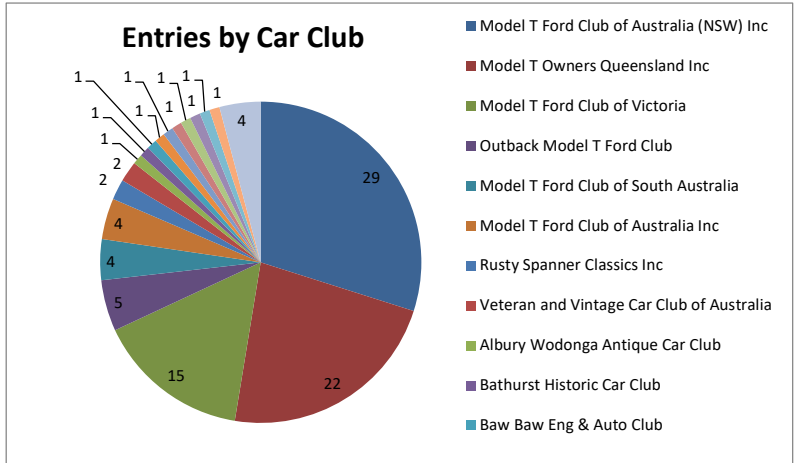
RALLY 20T2 SUMMARY

BY STATE	Count	%
NSW	39	40%
QLD	23	24%
VIC	19	20%
SA	9	9%
ACT	4	4%
TAS	1	1%
WA	0	0%
Not Specified	2	2%
TOTAL	97	

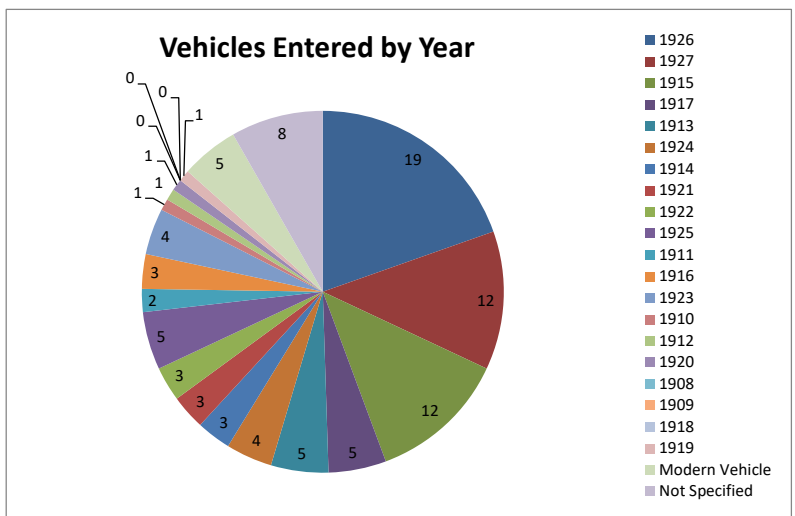
Car & Driver	97
No of Passengers - Adult	79
TOTAL ADULTS	176
No Passengers - Children	26
TOTAL PARTICIPANTS	202



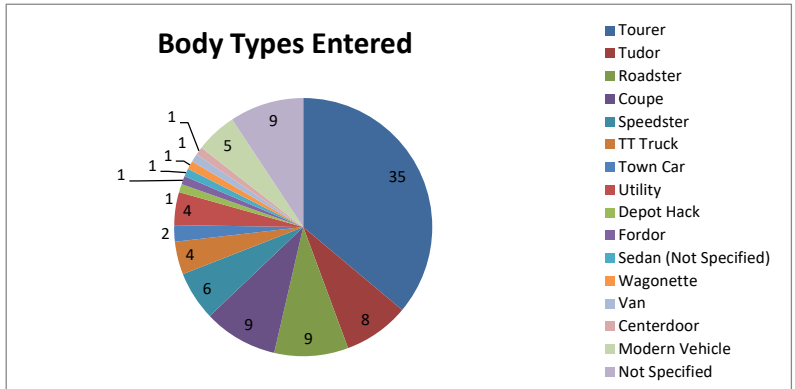
BY CAR CLUB	Count	%
Model T Ford Club of Australia (NSW) Inc	29	30%
Model T Owners Queensland Inc	22	23%
Model T Ford Club of Victoria	15	15%
Outback Model T Ford Club	5	5%
Model T Ford Club of South Australia	4	4%
Model T Ford Club of Australia Inc	4	4%
Rusty Spanner Classics Inc	2	2%
Veteran and Vintage Car Club of Australia	2	2%
Albury Wodonga Antique Car Club	1	1%
Bathurst Historic Car Club	1	1%
Baw Baw Eng & Auto Club	1	1%
Central West M&CC Club	1	1%
Razorback Crankhandle Association	1	1%
Veteran Car Club of Australia (SA)	1	1%
Veteran Car Club of Australia (VIC)	1	1%
Veteran Car Club of Australia (TAS)	1	1%
Veteran Car Club of Australia (ACT)	1	1%
Veteran and Vintage Car Club of Australia (ACT)	1	1%
Not Specified	4	4%
TOTAL	97	



YEAR	Count	%
1926	19	20%
1927	12	12%
1915	12	12%
1917	5	5%
1913	5	5%
1924	4	4%
1914	3	3%
1921	3	3%
1922	3	3%
1925	5	5%
1911	2	2%
1916	3	3%
1923	4	4%
1910	1	1%
1912	1	1%
1920	1	1%
1908	0	0%
1909	0	0%
1918	0	0%
1919	1	1%
Modern Vehicle	5	5%
Not Specified	8	8%
TOTAL	97	



Body Type	Count	%
Tourer	35	36%
Tudor	8	8%
Roadster	9	9%
Coupe	9	9%
Speedster	6	6%
TT Truck	4	4%
Town Car	2	2%
Utility	4	4%
Depot Hack	1	1%
Fordor	1	1%
Sedan (Not Specified)	1	1%
Wagonette	1	1%
Van	1	1%
Centerdoor	1	1%
Modern Vehicle	5	5%
Not Specified	9	9%
TOTAL	97	



Dietary Requirements	Count	%
Standard	199	100%
Vegetarian	0	0%
Gluten Free	0	0%
TOTAL	199	

This section has been put in but needs checking when meal options are added.
At present there is a difference from above count of 202
I think this is in David Chantrells entry - ie should not be counted.