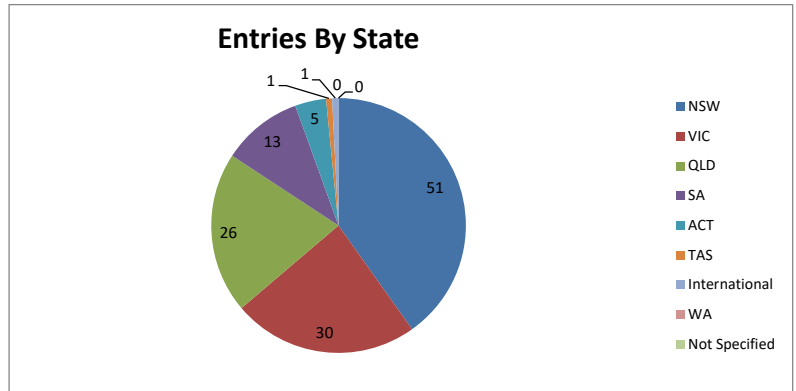


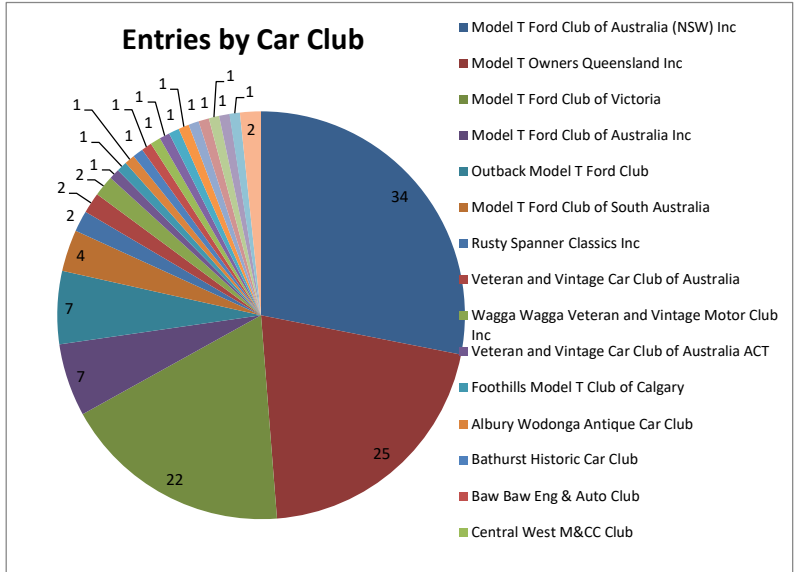
RALLY 20T2 SUMMARY

BY STATE	Count	%
NSW	51	40%
VIC	30	24%
QLD	26	20%
SA	13	10%
ACT	5	4%
TAS	1	1%
International	1	1%
WA	0	0%
Not Specified	0	0%
TOTAL	127	

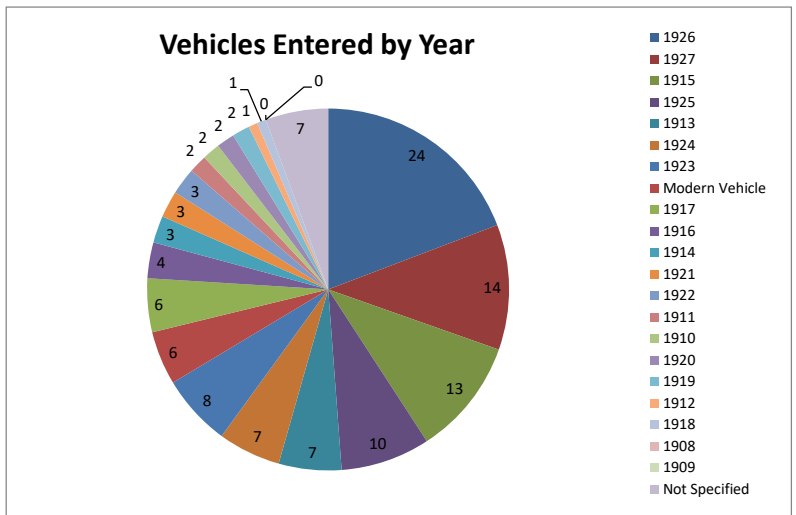
Car & Driver	127
No of Passengers - Adult	105
TOTAL ADULTS	232
No Passengers - Children	28
TOTAL PARTICIPANTS	260



BY CAR CLUB	Count	%
Model T Ford Club of Australia (NSW) Inc	34	28%
Model T Owners Queensland Inc	25	21%
Model T Ford Club of Victoria	22	18%
Model T Ford Club of Australia Inc	7	6%
Outback Model T Ford Club	7	6%
Model T Ford Club of South Australia	4	3%
Rusty Spanner Classics Inc	2	2%
Veteran and Vintage Car Club of Australia	2	2%
Wagga Wagga Veteran and Vintage Motor Club Inc	2	2%
Veteran and Vintage Car Club of Australia ACT	1	1%
Foothills Model T Club of Calgary	1	1%
Albury Wodonga Antique Car Club	1	1%
Bathurst Historic Car Club	1	1%
Baw Baw Eng & Auto Club	1	1%
Central West M&CC Club	1	1%
Western Districts Historic Vehicle Club	1	1%
Razorback Crankhandle Association	1	1%
Veteran Car Club of Australia (SA)	1	1%
Veteran Car Club of Australia (VIC)	1	1%
Veteran Car Club of Australia (TAS)	1	1%
Veteran Car Club of Australia (ACT)	1	1%
Old Vehicle Club of NSW	1	1%
Veteran and Vintage Car Club of Australia (ACT)	1	1%
Not Specified	2	2%
TOTAL	121	



YEAR	Count	%
1926	24	19%
1927	14	11%
1915	13	10%
1925	10	8%
1913	7	6%
1924	7	6%
1923	8	6%
Modern Vehicle	6	5%
1917	6	5%
1916	4	3%
1914	3	2%
1921	3	2%
1922	3	2%
1911	2	2%
1910	2	2%
1920	2	2%
1919	2	2%
1912	1	1%
1918	1	1%
1908	0	0%
1909	0	0%
Not Specified	7	6%
TOTAL	125	



Body Type	Count	%
Tourer	43	35%
Roadster	15	12%
Coupe	10	8%
Tudor	9	7%
Speedster	9	7%
TT Truck	6	5%
Utility	5	4%
Van	3	2%
Town Car	2	2%
Fordor	2	2%
Centerdoor	2	2%
Depot Hack	1	1%
Sedan (Not Specified)	1	1%
Wagonette	1	1%
Modern Vehicle	7	6%
Not Specified	8	6%
TOTAL	124	

